

TECHNICDOOR®
Luxury Doors







INDICE

INDEX | ÍNDICE

04 PROPUS DE NOUS
About us | Sobre nós

06 PORTE PIVOTANTE
Pivoting Door | Porta Pivotante

Luxury Line 14
Premium Line 22

24 PORTE BATTANTE
Hinged Door | Porta Batente

Luxury Line 26
Premium Line 34

46 OPTIONS DE FABRICATION
Manufacturing Options | Opções de Fabricação

64 INFORMATIONS GÉNÉRALES
General Information | Informação de Base

PROPOS DE NOUS

ABOUT US | SOBRE NÓS

Avec une expérience de plus de 40 ans dans la menuiserie, la société TECHNICDOOR est un fabricant de panneau de porte d'entrée. Il utilise des matériaux de qualités comme par exemple le liège et l'aluminium.

Au besoin de crée sa propre marque de porte d'entrée dû a la demande du marché. En 2016 TECHNICDOOR commence à fabriquer trois types de portes, MONOBLOC 80mm, 95mm et pivotante 120mm.

Nos engagements pour les années suivantes, est de développer nos produits avec des matériaux premium, répondre aux besoins de toutes clientèles avec plusieurs types de portes (35mm, 72mm ECO MONOBLOC, 72mm Premium MONOBLOC) ainsi que plusieurs modèles disponibles.

Nous avons le privilège de vous présenter le nouveau catalogue de produits 2021 avec toutes les informations nécessaires.

Notre Philosophie est de répondre aux besoins de nos clients au niveau qualité/prix ainsi que respecter tous engagement contractuel.

Fort de succès et d'une croissance de plus de 20% à l'année 2019, un nouveau site de production modernisé est opérationnel à partir de 2020. La société compte agrandir son personnel dans les prochaines années, avoir son propre réseau de livraison afin de diminuer les couts d'opérations. Une équipe Francophone est à votre disposition en cas de besoin.

Nous restons disponibles pour une rencontre et étudier la possibilité d'un futur partenariat.

With over 40 years of experience in carpentry, TECHNICDOOR is a manufacturer of entrance door panels. TECHNICDOOR uses high-quality materials, such as cork and aluminum.

In need of creating our own brand of entrance doors, due to market demand, in 2016 TECHNICDOOR starts to manufacture three types of MONOBLOCK doors of 80mm, 95mm and the pivot door of 120mm. Our commitments for the coming years are to develop our products with premium materials, to meet the needs of all kinds of customers with various types of doors (35mm, 72mm ECO MONOBLOCK, 72mm Premium MONOBLOCK), as well as with several models available.

We are privileged to present you the new 2021 product catalog with all the necessary information.

Our philosophy is to respond to the needs of our customers in terms of quality / price, as well as respecting all contractual commitments.

Based on the success and growth of more than 20% in 2019, a new modernized production site will be operational from 2020 onwards. The company intends to increase its team in the coming years, to have its own distribution network in order to lower the operational costs. A French-speaking team is at your disposal, if necessary.

We remain available for a meeting and to study the possibility of a future partnership.

Com mais de 40 anos de experiência em carpintaria, a TECHNICDOOR é fabricante de painéis para portas de entrada. A TECHNICDOOR usa materiais de qualidade, como por exemplo cortiça e alumínio.

Na necessidade de criar a sua própria marca de porta de entrada devido à procura do mercado. Em 2016, a TECHNICDOOR começa a fabricar três tipos de portas MONOBLOCO de 80 mm, 95 mm e a pivotante de 120 mm.

O nosso compromissos para os próximos anos, são de desenvolver os nossos produtos com materiais premium, para responder às necessidades de todos os clientes com vários tipos de portas (35mm, 72mm ECO MONOBLOCO, 72mm Premium MONOBLOCO), bem como vários modelos disponíveis.

Temos o privilégio de vos apresentar o novo catálogo de produtos 2021 com todas as informações necessárias.

A nossa filosofia é responder às necessidades dos nossos clientes a nível de qualidade / preço, bem como respeitar todos os compromissos contratuais.

Com base num sucesso e num crescimento de mais de 20% no ano de 2019, um novo local de produção modernizado estará operacional a partir de 2020. A empresa pretende aumentar a sua equipe nos próximos anos, ter a sua própria rede de distribuição para poder baixar os custos operacionais. Uma equipe francófona está à sua disposição, se necessário.

Permanecemos disponíveis para uma reunião e para estudar a possibilidade de uma futura parceria.

OUVRIR DES PORTES PARTOUT DANS LE MONDE

OPENING DOORS ALL OVER THE WORLD
A ABRIR PORTAS EM TODO O MUNDO



Produits Technicdoor

Products Technicdoor | Produtos TechnicDoor

16

Présent dans 16 Pays
Present in 16 Countries
Presentes em 16 Países

12.000+

Unités produites
Units produced
Unidades produzidas

18.000+

Unités produites Exportées
Units produced for export
Unidades produzidas Exportadas

TECHNICDOOR®

PORTES | *DOORS* | *PORTAS*









PORTE PIVOTANTE | 120mm

PIVOTING DOOR (120mm) | PORTA PIVOTANTE (120mm)

La porte Luxe Pivotante vise à révolutionner le monde des portes en aluminium. Son intègre au-delà de l'aluminium en rupture thermique, du liège et du polystyrène qui permet une capacité d'isolation thermique et acoustique élevée.

Le liège se distingue par sa durabilité, sa capacité d'isolation et sa stabilité dimensionnelle, en plus c'est un produit d'excellence vient ajouter à notre porte du prestige et de l'innovation, architectural unique au monde.

The Luxe Pivot door aims to revolutionize the world of aluminum doors, both in design and in structure. In addition to aluminum in its thermal break, it integrates cork and polystyrene, allowing a high thermal and acoustic insulation capacity.

The cork stands out for its durability, insulating capacity and dimensional stability. In addition to being a product of excellence, it adds prestige and innovation to our door, making it unique.

A porta Luxe Pivotante pretende revolucionar o mundo das portas de alumínio, tanto no seu design como na sua estrutura. Esta integra para além do alumínio em ruptura térmica, cortiça e poliestireno, permitindo uma capacidade de elevada isolamento térmica e acústica.

A cortiça destaca-se pela sua durabilidade, capacidade de isolamento e estabilidade dimensional, além de ser um produto de excelência vem acrescentar à nossa porta prestígio e inovação, tornando-a única.

Chaque porte est faite sur mesure pour
chaque client TechnicDoor

*Every door is made taylor made for the client TechnicDoor.
Todas as portas são feitas a medida para o cliente TechnicDoor*

Nous vous donnons le choix de personnaliser votre porte pivotante, selon matériaux disponibles. Vous aurez non seulement un produit design, ainsi que votre empreinte.

La porte pivotante donne au client la liberté de personnaliser sa porte, ce qui en fait non seulement un produit design, mais aussi une œuvre d'art.

En plus de la conception personnalisée, vous avez la possibilité de choisir d'autres éléments, tels que la poignée, lecteur d'empreintes digitales, baton maréchal.

The pivoting door gives the customer the freedom to customize his door, making it not only a design product, but also a piece of art.

In addition to the customized design, the customer has the opportunity to choose other elements, such as the handle, fingerprint reader, recessed handle.

A porta pivotante proporciona ao cliente a liberdade para personalizar a sua porta, tornando-a não só um produto de design, mas também uma peça de arte.

Além do design personalizado tem oportunidade de escolher outros elementos, como o puxador, leitor de impressão digital, puxador embutido.



“Luxury is in each detail.”



Intérieur de la porte (120mm)
Door interior (120mm) | Interior da porta (120mm)

Pourquoi nous utilisons le liège?

Why do we use cork? | Porquê que utilizamos cortiça?

Le liège est un matériel d'une grande durabilité, prouvée par des tests officiels. Il dure de vie entre 45 et 50 ans, conservant les mêmes caractéristiques techniques. La principale raison pour lesquelles nous l'utilisons au intérieurs de la porte est dû à sa capacité d'isolation, en plus de la stabilité dimensionnelle pour les variations thermiques.

Cork is a material of immense durability, being proven by official tests that it lasts between 45 and 50 years, keeping the same technical characteristics. One of the main reasons we use cork inside doors is its insulation capacity. In addition to the dimensional stability that cork integrates, it supports wide thermal variations.

A cortiça é um material de imensa durabilidade, sendo comprovado por testes oficiais que dura entre os 45 aos 50 anos mantendo as mesmas características técnicas. Um dos maiores motivos de utilizarmos cortiça no interior das portas é a sua capacidade de isolamento, para além da estabilidade dimensional que a cortiça integra, esta suporta grandes variações de térmicas.

Caractéristiques du liège

Cork Characteristics | Características da Cortiça

- Légèreté
- Résistant à l'humidité
- Isolation thermique et acoustique
- Résistant au feu
- 100 % naturel
- *Lightness*
- *Moisture resistant*
- *Thermal and acoustic insulation*
- *Fire resistant*
- *100% natural*
- *Leve*
- *Resistente à humidade*
- *Isolação térmica e acústica*
- *Resistente ao fogo*
- *100% natural*

LUXURY LINE



LISE PIV.

· Porte sans décoration | *Door without decoration* | *Porta sem decoração*




LM40 PIV.

· Poignée encastrée anodisée polie inox | *Built-in anodized stainless steel handle* | *Puxador embutido anodizado polido a inox*
· Décor Alunox | *Decoration in Alunox* | *Decoração Alunox*



LM41 PIV.

· Poignée encastrée anodisée polie inox | *Built-in anodized stainless steel handle* | *Puxador embutido anodizado polido a inox*
· Décor Alunox | *Decoration in Alunox* | *Decoração Alunox*



LM42 PIV.



LM55 PIV.

- Poignée encastrée anodisée polie inox | *Built-in anodized stainless steel handle* | *Puxador embutido anodizado polido a inox*
- Décor Alunox | *Decoration in Alunox* | *Decoração Alunox*



LM56 PIV.







LM58 PIV.

- Poignée encastrée anodisée polie inox 1800mm
Built-in anodized stainless steel handle 1800mm
Puxador embutido anodizado polido a inox 1800mm



LM59 PIV.

· Poignée encastrée anodisée polie inox 1500mm | *Built-in anodized stainless steel handle 1500mm*



LM60 PIV.

· Poignée encastrée anodisée polie inox 1200mm | *Built-in anodized stainless steel handle 1200mm* | *Puxador embutido anodizado polido a inox 1200mm*



LM61 PIV.

· Poignée encastrée anodisée polie inox 1000mm | *Built-in anodized stainless steel handle 1000mm* | *Puxador embutido anodizado polido a inox 1000mm*



LM62 PIV.

· Poignée encastrée anodisée polie inox 800mm | *Built-in anodized stainless steel handle 800mm* | *Puxador embutido anodizado polido a inox 800mm*




LM63 PIV.

· Poignée encastrée anodisée polie inox 600mm | *Built-in anodized stainless steel handle 600mm* | *Puxador embutido anodizado polido a inox 600mm*




LM64 PIV.


· Poignée encastrée anodisée polie inox 400mm | *Built-in anodized stainless steel handle 400mm* | *Puxador embutido anodizado polido a inox 400mm*



LM70 PIV. | Bois Noyer



LM71 PIV. | Bois Chêne American



LM72 PIV. | Bois Chêne Doré


- Poignée encastrée anodisée polie inox | *Built-in anodized stainless steel handle* | *Puxador embutido anodizado polido a inox*
- Décor Laqué (au choix) | *Decoration lacquered (of choice)* | *Decoração em Lacado (à escolha)*



LM73 PIV. | Bois Noyer



LM74 PIV. | Bois Chêne American



LM75 PIV. | Bois Chêne Doré


- Poignée encastrée anodisée polie inox | *Built-in anodized stainless steel handle* | *Puxador embutido anodizado polido a inox*
- Décor Laqué (au choix) | *Decoration lacquered (of choice)* | *Decoração em Lacado (à escolha)*

Combinaisons


Combinations | Combinações



Mars Sablé | Bois Noyer



Noir 900 | Bois Chêne Doré



Noir 200 | Bois Chêne American



PREMIUM LINE



VL07 PIV.

· Décor Alunox | *Decoration in Alunox* | *Decoração Alunox*




VL33 PIV.

· Décor Alunox | *Decoration in Alunox* | *Decoração Alunox*



HL40 PIV.

· Décor Alunox | *Decoration in Alunox* | *Decoração Alunox*



HLO2 PIV.

· Décor Alunox | *Decoration in Alunox* | *Decoração Alunox*



HLO4 PIV.

· Décor Alunox | *Decoration in Alunox* | *Decoração Alunox*



HL41 PIV.

· Décor Alunox | *Decoration in Alunox* | *Decoração Alunox*



VL29 PIV.

· Vitrage Mat | *Matte Glass* | *Vidro Mate*



PORTE BATTANTE

HINGED DOOR | PORTA DE BATENTE

Porte de service 30mm
Porte Alu. 35mm
Porte Monobloc 72mm ECO
Porte Monobloc Premium 72mm
Porte Monobloc Premium 82mm
Porte Monobloc Luxury 97mm

*30mm Service Door
Door Alu. 35mm
Door Monoblock 72mm ECO
Door Monoblock Premium 72mm
Premium Monoblock Door 82mm
Luxury Monoblock Door 97mm*

*Porta de Serviço 30mm
Porta Alu. 35mm
Porta Monobloco 72mm ECO
Porta Monobloco Premium 72mm
Porta Monobloco Premium 82mm
Porta Monobloco Luxury 97mm*

LUXURY LINE



LISE

· Porte sans décoration | *Door without decoration* | *Porta sem decoração*



LM40

· Poignée encastrée anodisée polie inox | *Built-in anodized stainless steel handle* | *Puxador embutido anodizado polido a inox*
· Décor Alunox | *Decoration in Alunox* | *Decoração Alunox*



LM41



LM42

· Poignée encastrée anodisée polie inox | *Built-in anodized stainless steel handle* | *Puxador embutido anodizado polido a inox*
· Décor Alunox | *Decoration in Alunox* | *Decoração Alunox*



LM53

· Poignée encastrée anodisée polie inox | *Built-in anodized stainless steel handle* | *Puxador embutido anodizado polido a inox*
· Décor Alunox | *Decoration in Alunox* | *Decoração Alunox*
· Vitrage Mat | *Matte Glass* | *Vidro Mate*



LM55



LM56



LM57

· Poignée encastrée anodisée polie inox | *Built-in anodized stainless steel handle* | *Puxador embutido anodizado polido a inox*
· Décor Alunox | *Decoration in Alunox* | *Decoração Alunox*







LM58

· Poignée encastrée anodisée polie inox 1800mm
Built-in anodized stainless steel handle 1800mm
Puxador embutido anodizado polido a inox 1800mm



LM59

· Poignée encastrée anodisée polie inox 1500mm | *Built-in anodized stainless steel handle 1500mm*



LM60

· Poignée encastrée anodisée polie inox 1200mm | *Built-in anodized stainless steel handle 1200mm* | *Puxador embutido anodizado polido a inox 1200mm*



LM61

· Poignée encastrée anodisée polie inox 1000mm | *Built-in anodized stainless steel handle 1000mm* | *Puxador embutido anodizado polido a inox 1000mm*



LM62

· Poignée encastrée anodisée polie inox 800mm | *Built-in anodized stainless steel handle 800mm* | *Puxador embutido anodizado polido a inox 800mm*



LM63

· Poignée encastrée anodisée polie inox 600mm | *Built-in anodized stainless steel handle 600mm* | *Puxador embutido anodizado polido a inox 600mm*



LM64


· Poignée encastrée anodisée polie inox 400mm | *Built-in anodized stainless steel handle 400mm* | *Puxador embutido anodizado polido a inox 400mm*



LM70 | Bois Noyer



LM71 | Bois Chêne
American



LM72 | Bois Chêne
Doré

- Poignée encastrée anodisée polie inox | *Built-in anodized stainless steel handle* | *Puxador embutido anodizado polido a inox*
- Décor Laqué | *Decoration lacquered* | *Decoração em Lacado*



LM73 | Bois Noyer



LM74 | Bois Chêne
American




LM75 | Bois Chêne
Doré


- Poignée encastrée anodisée polie inox | *Built-in anodized stainless steel handle* | *Puxador embutido anodizado polido a inox*
- Décor Laqué | *Decoration lacquered* | *Decoração em Lacado*

Combinaisons


Combinations | Combinações



Mars Sablé | Bois Noyer



Noir 900 | Bois Chêne Doré



Noir 200 | Bois Chêne American



PREMIUM LINE



PM01

- Fraisage | *Milled | Fresado*
- Vitrage Mat | *Matte Glass | Vidro Mate*
- Décor Laqué Noir | *Decoration Lacquered in Black | Decoração Lacado a Preto*



PM02

- Vitrage Mat | *Matte Glass | Vidro Mate*
- Décor Laqué Noir | *Decoration Lacquered in Black | Decoração Lacado a Preto*



PM10

- Vitrage Mat | *Matte Glass | Vidro Mate*
- Décor Alunox | *Decoration in Alunox | Decoração Alunox*



VL24

- Vitrage Mat | *Matte Glass | Vidro Mate*
- Décor Alunox | *Decoration in Alunox | Decoração Alunox*



VL28

- Vitrage Mat | *Matte Glass | Vidro Mate*
- Décor Alunox | *Decoration in Alunox | Decoração Alunox*



VL29

- Vitrage Mat | *Matte Glass | Vidro Mate*



VL40 | Bois Noyer



VL41 | Bois Chêne American



VL42 | Bois Chêne Doré

- Fraisage | *Milled* | *Fresado*
- Vitrage Mat | *Matte Glass* | *Vidro Mate*
- Décor Laqué (au choix) | *Decoration lacquered (of choice)* | *Decoração em Lacado (à escolha)*



VL46 | Bois Noyer



VL47 | Bois Chêne American



VL48 | Bois Chêne Doré

- Fraisage | *Milled* | *Fresado*
- Vitrage Mat | *Matte Glass* | *Vidro Mate*
- Décor Laqué (au choix) | *Decoration lacquered (of choice)* | *Decoração em Lacado (à escolha)*



VL43 | Bois Noyer



VL44 | Bois Chêne American



VL45 | Bois Chêne Doré


- Fraisage | *Milled* | *Fresado*
- Décor Laqué (au choix) | *Decoration lacquered (of choice)* | *Decoração em Lacado (à escolha)*

Combinaisons


Combinations | *Combinações*



Mars Sablé | Bois Noyer



Noir 900 | Bois Chêne Doré



Noir 200 | Bois Chêne American



VL07

· Décor Alunox | *Decoration in Alunox* | *Decoração Alunox*



VL08

· *Fraisage* | *Milled* | *Fresado*



VL33


· Décor Alunox | *Decoration in Alunox* | *Decoração Alunox*





HL17

· Fraissage | Milled | Fresado



HL40

· Décor Alunox | Decoration in Alunox | Decoração Alunox



HL01

· Fraissage | Milled | Fresado



HL02

· Décor Alunox | Decoration in Alunox | Decoração Alunox



HL13

· Décor Alunox | Decoration in Alunox | Decoração Alunox



HL15

· Vitrage Mat | Matte Glass | Vidro Mate



HL21

- Vitrage Mat | *Matte Glass | Vidro Mate*
- Décor Alunox | *Decoration in Alunox | Decoração Alunox*



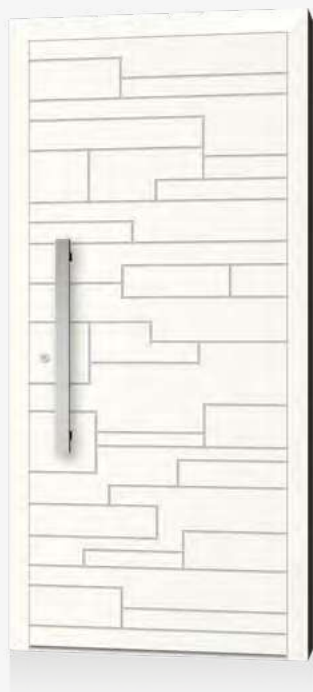
HL18

- Fraisage | *Milled | Fresado*
- Décor Alunox | *Decoration in Alunox | Decoração Alunox*



HL36

- Décor Alunox | *Decoration in Alunox | Decoração Alunox*




HL24

- Fraisage | *Milled | Fresado*



HL25

- Fraisage | *Milled | Fresado*





SQ02

- **Fraisage** | Milled | Fresado
- **Vitrage Mat** | Matte Glass | Vidro Mate



SQ28

- **Vitrage Mat** | Matte Glass | Vidro Mate
- **Décor Alunox** | Decoration in Alunox | Decoração Alunox



SQ20 LI

- **Vitrage Mat** | Matte Glass | Vidro Mate
- **Décor Alunox** | Decoration in Alunox | Decoração Alunox



SQ18 LI

- **Vitrage Mat** | Matte Glass | Vidro Mate
- **Décor Alunox** | Decoration in Alunox | Decoração Alunox



CD01

- **Fraisage** | Milled | Fresado
- **Vitrage Mat** | Matte Glass | Vidro Mate



CD14

- **Fraisage** | Milled | Fresado
- **Vitrage Mat** | Matte Glass | Vidro Mate
- **Décor Alunox** | Decoration in Alunox | Decoração Alunox



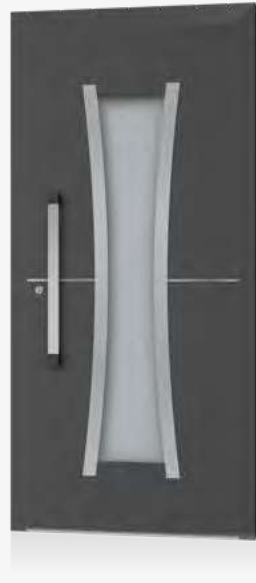
CD15

- **Fraisage** | Milled | Fresado



CD17

- **Fraisage** | Milled | Fresado
- **Vitrage Mat** | Matte Glass | Vidro Mate



CD18 LI

- **Vitrage Mat** | Matte Glass | Vidro Mate
- **Décor Alunox** | Decoration in Alunox | Decoração Alunox



CD45 LI

- **Décor Alunox** | Decoration in Alunox | Decoração Alunox





CD31 LI

- Vitrage Mat | Matte Glass | Vidro Mate
- Décor Alunox | Decoration in Alunox | Decoração Alunox



CD32 LI

- Décor Alunox | Decoration in Alunox | Decoração Alunox



CD35

- Fraisage | Milled | Fresado
- Vitrage Mat | Matte Glass | Vidro Mate



CD44

- Vitrage Mat | Matte Glass | Vidro Mate
- Décor Alunox | Decoration in Alunox | Decoração Alunox



CD42

- Vitrage Mat | Matte Glass | Vidro Mate



NEW

CD50

- Vitrage Mat | Matte Glass | Vidro Mate
- Décor Alunox | Decoration in Alunox | Decoração Alunox

DESIGN INTÉRIEUR DE LA PORTE

INTERIOR DESIGN OF THE DOOR | DESIGN INTERIOR DA PORTA




Modèles sans verre
Models without glass | Modelos sem vidro

Modèles avec verre
Models with glass | Modelos com vidro

La conception intérieure standard, tant dans les portes pivotantes que dans les portes battantes, est lisse.

The standard interior design, both pivoting doors and batent doors, is smooth.

O design interior standard, tanto em portas pivotantes como em portas batente, é liso.






COULEURS

COLORS | CORES


COULEURS STANDARD

STANDARD COLORS | CORES STANDARD


Mate
Matte | Mate



Sablé
Textured | Texturado



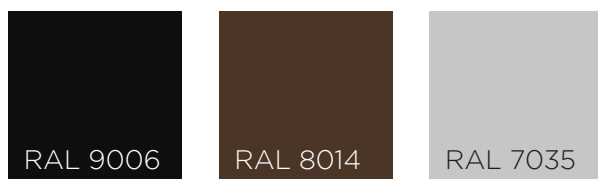
Brillant
Shine | Brilhante



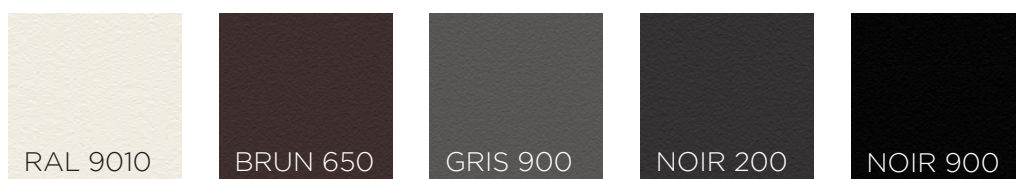
NOTRE SELECTION

OUR SELECTION | A NOSSA SELEÇÃO

Mate
Matte | Mate



Sablé
Textured | Texturado




Pour des raisons techniques relatives à l'impression, les couleurs réelles peuvent différer de celles présentées sur les illustrations et les photographies. Avant l'achat, il est recommandé de consulter un agent commercial.
For technical reasons relating to printing, the actual colours may differ from those shown on the illustrations and photographs. Prior to purchase, it is recommended to consult a sales agent.
Por razões técnicas relativas à impressão, as cores reais podem diferir das apresentadas nas ilustrações e nas fotografias. Antes da compra, recomenda-se consultar um agente comercial.

COULEURS SPÉCIALES

SPECIAL COLORS | CORES ESPECIAIS

Mate

Matte | Mate



Sablé

Textured | Texturado



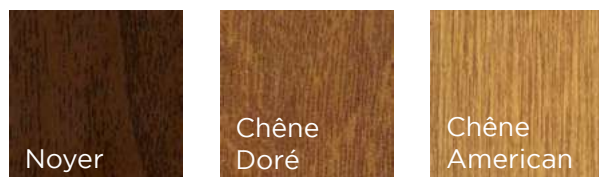
Brillant

Shine | Brilhante



IMITTATION BOIS

WOOD EFFECT | EFEITO MADEIRA



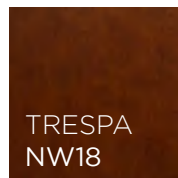

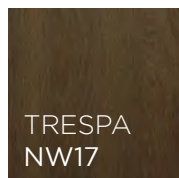
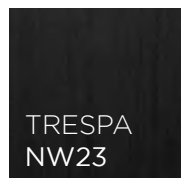
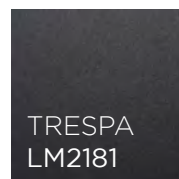
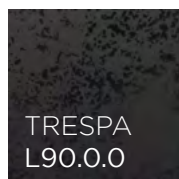
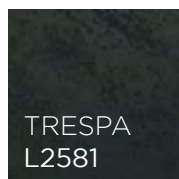
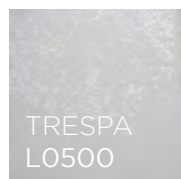


Pour des raisons techniques relatives à l'impression, les couleurs réelles peuvent différer de celles présentées sur les illustrations et les photographies. Avant l'achat, il est recommandé de consulter un agent commercial.

For technical reasons relating to printing, the actual colours may differ from those shown on the illustrations and photographs. Prior to purchase, it is recommended to consult a sales agent.

Por razões técnicas relativas à impressão, as cores reais podem diferir das apresentadas nas ilustrações e nas fotografias. Antes da compra, recomenda-se consultar um agente comercial.

NEW
STRATIFIÉ
PHOENICIAN | FENÔLICO





IMPOSTE ET TIERCE

TOPLIGHTS AND SIDELIGHTS | BANDEIRAS E FIXOS LATERAIS



Droite + Gauche + Haut
Imposté vitrée et Tierce vitrée total.

Left + Right + Toplight
Glass toplight and Total glass
slidelight.
Esq. + Dir. + Bandeira
Bandeira em vidro e Fixo lateral em vidro total.



Droite + Gauche + Haut
Imposté vitrée total et Tierce vitrée.

Left + Right + Toplight
Total glass toplight and Glass
slidelight.
Esq. + Dir. + Bandeira
Bandeira em vidro total e Fixo lateral em vidro.



Droite
Tierce vitrée.

Left
Glass slidelight.
Esq.
Fixo lateral em vidro.




Gauche
Tierce vitrée.

Right
Glass slidelight.
Dir.
Fixo lateral em vidro.



Droite + Gauche
Tierce vitrée.

Left + Right
Glass slidelight.
Esq. + Dir.
Fixo lateral em vidro.



Droite + Haut
Imposté vitrée et Tierce vitrée.

Left + Toplight
Glass toplight and Glass slide-
light.
Esq. + Bandeira
Bandeira em vidro e Fixo lateral em vidro.



Gauche + Haut
Imposté vitrée et Tierce vitrée.

Right + Toplight
Glass toplight and Glass slide-
light.
Dir. + Bandeira
Bandeira em vidro e Fixo lateral em vidro.



Haut
Imposté vitrée.

Toplight
Glass toplight.
Bandeira
Bandeira em vidro.

VITRAGE

GLASS | VIDRO



Verre clair
Colourless glass | Vidro
incolor



Verre dépoli
Frosted glass | Vidro
fosco



Verre granité
Granite glass | Vidro
martelado



Verre antélio
Mirrored glass | Vidro
espelhado



Verre laqué
Lacquered glass | Vidro
lacado

PAUMELLES

HINGES | DOBRADIÇAS



Paumelles Invisible
Hidden hinge | Dobradiça Oculta



Paumelle 3D
3D channel hinges | Dobradiça de canal 3D



Paumelle 3D
3D channel hinges | Dobradiça de canal 3D

SERRURE

LOCK | FECHADURA



Serrure à 5 points automatique
5 points automatic lock | Fechadura automática de 5 pontos



Serrure à 5 points
3 points lock | Fechadura de 3 pontos





SYSTÈME BIOMÉTRIQUE

Biometric System | Sistema biométrico

Ouverture sur application smartphone.
Avec gâche électrique. Transformateur 12v.

*Opening via smartphone With electric latch.
Transformer 12v. | Abertura através de
smartphone. Trinco elétrico. Transformador
12v*



SYSTÈME DE CODE

Code System | Sistema de Código

Avec gâche électrique.
Transformateur 12v.

*With electric latch. Transformer 12v. | Trinco
elétrico. Transformador 12v*



ÉCRAN DIGITAL AVEC DÉTECTEUR

*Digital viewfinder with sensor | Visor
digital com sensor*

Écran digital avec détecteur de proximité,
capture d'images et enregistrement vidéo.
(Alimentation à piles AAA)

*Digital viewfinder with proximity sensor,
image capture and logging. (Powered by
AAA batteries) | Visor digital com sensor de
proximidade, capturae registro de imagens.
(Alimentado a pilhas AAA)*




ÉCRAN DIGITAL

Digital display | Visor digital

Alimentation à piles AAA
*Powered by AAA batteries | Alimentado a
pilhas AAA*



Ouverture sur application smartphone.
Opening via smartphone | Abertura através de smartphone



POIGNÉES AVEC LECTEURS BIOMÉTRIQUES INTÉGRÉ
Handles with biometric reader | Puxadores com leitor biométrico integrado

BATON MARÉCHAL

WING HANDLES | PUXADORES DE ASA



INOX H
Ø 30mm

Mesures
Measures | Medidas

Min. 400mm
Max. 1950mm



DIAMOND

Mesures
Measures | Medidas

Min. 400mm
Max. 1000mm



BLACK
DIAMOND

Mesures
Measures | Medidas

Min. 400mm
Max. 1000mm



EMERALD

Mesures
Measures | Medidas

Min. 400mm
Max. 1000mm



AMETHYST

Mesures
Measures | Medidas

Min. 400mm
Max. 1000mm

Base et barre anodisée ou laquées.
Anodized or lacquered base and bar. | Base e barra anodizada ou lacada.



RUBY

Mesures
Measures | Medidas

Min. 400mm
Max. 1000mm



JADE 25/30

Mesures
Measures | Medidas

Min. 400mm
Max. 1500mm



SAPPHIRE

Mesures
Measures | Medidas

Min. 400mm
Max. 2000mm



ZIRCON

Mesures
Measures | Medidas

Min. 400mm
Max. 2000mm



Base et barre anodisée ou laquées.
Anodized or lacquered base and bar. | Base e barra anodizada ou lacada.



POIGNÉES PRESTIGE

PRESTIGE HANDLES | PUXADORES PRESTIGE



PRESTIGE PE 06



PRESTIGE PE 08



PRESTIGE PE 10



PRESTIGE PE 15



PRESTIGE PE 07



PRESTIGE PE 09



PRESTIGE PE 14



PRESTIGE PE 18



—
PRESTIGE PE 11



—
PRESTIGE PE 16



—
PRESTIGE PE 20
SWAROVSKI



—
PRESTIGE PE 12



—
PRESTIGE PE 17



—
PRESTIGE PE 19
SWAROVSKI

POIGNÉE ENCASTRÉE

RECESSED HANDLE | PUXADORE ENCASTRADO



Mesures
Measures | Medidas
-
Min. 400mm
Max. 3000mm



Option
Option | Opção

-
Avec senseur de proximité
With proximity sensor | Com sensor de proximidade



Option
Option | Opção

-
Simple
Simple | Simples



Option
Option | Opção


-
Avec Lumière Led
With Led | Com Led



	30 MM	35 MM	72 MM ECO	
TYPE DE PANNEAU <i>PANEL TYPE</i> <i>TIPO DE PAINEL</i>	Panneau <i>Panel</i> <i>Painel</i>	Panneau <i>Panel</i> <i>Painel</i>	Monobloc <i>Monobloc</i> <i>Monobloco</i>	
TYPE DE VITRAGE DU PANNEAU <i>TYPE OF GLASS PANES IN THE PANEL</i> <i>TIPO DE VIDRO NO PAINEL</i>	Double vitrage 44.2-16-4 dépoli <i>Double glazed 44.2-16-4 frosted</i> <i>Vidro duplo 44.2-16-4 fosco</i>	Double vitrage 44.2-22-4 dépoli <i>Double glazed 44.2-22-4 frosted</i> <i>Vidro duplo 44.2-22-4 fosco</i>	Verre triple 44.2-25-4 dépoli 25-4 dépoli <i>Triple glass 44.2-25-4 frosted</i> 25-4 frosted <i>Vidro triplo 44.2-25-4 fosco</i> 25-4 fosco	
COMPOSITION <i>COMPOSITION</i> <i>COMPOSIÇÃO</i>	Panneau de 30 mm. Plaques en aluminium de 1,5 mm. <i>30mm panel.</i> <i>1.5mm aluminum plates.</i> <i>Painel de 30mm.</i> <i>Chapas de 1,5mm em alumínio.</i>	Panneau de 35 mm avec liège. Plaques en aluminium de 1,5 mm. <i>35mm panel with cork.</i> <i>1.5mm aluminum plates.</i> <i>Painel de 35mm com cortiça</i> <i>Chapas de 1,5mm em alumínio.</i>	Panneau de 72 mm avec liège. Plaques en aluminium de 2 mm. <i>72mm panel with cork.</i> <i>2mm aluminum plates.</i> <i>Painel de 72mm com cortiça.</i> <i>Chapas de 2mm em alumínio.</i>	
ISOLATION THERMIQUE <i>THERMAL INSULATION</i> <i>ISOLAMENTO TÉRMICO</i>	2,10 w(m ² k) ----- Composé de polystyrène <i>Composed of polystyrene</i> <i>Composto por poliestireno</i>	1,91w(m ² k) ----- Composé de polystyrène et de liège <i>Composed of polystyrene and cork</i> <i>Composto por poliestireno e cortiça</i>	0,81 w(m ² k) ----- Composé de polystyrène et de liège <i>Composed of polystyrene and cork</i> <i>Composto por poliestireno e cortiça</i>	
DIMENSIONS MAXIMALES <i>MAXIMUM DIMENSIONS</i> <i>DIMENSÕES MÁXIMAS</i>	1100 x 2300	1100x2300	1100x2300	
POIGNÉE EXTÉRIEUR <i>EXTERIOR HANDLES</i> <i>PUXADORES EXTERIORES</i>	Standard - PE03; PE14; PE15	Standard - PE06; PE14; PE15	Standard - PE06; PE14; PE15	
POIGNÉE INTÉRIEUR <i>INTERIOR HANDLES</i> <i>PUXADORES INTERIORES</i>	Standard - PE03; PE14; PE15	Standard - PE06; PE14; PE15	Standard - PE06; PE14; PE15	



	72 MM Premium	82 MM	97 MM	Pivotante - 120 MM
	Monobloc Monobloc Monobloco	Monobloc Monobloc Monobloco	Monobloc Monobloc Monobloco	Pivotante Pivot Pivotante
	Verre triple 44.2-25-4 dépoli 25-4 dépoli <i>Triple glass 44.2-25-4 frosted 25-4 frosted</i> Vidro triplo 44.2-25-4 fosco 25-4 fosco	44.2-20-4 verre dépoli 20-4 dépoli 20-44.2 <i>44.2-20-4 frosted glass 20-4 frosted 20-44.2</i> Vidro 44.2-20-4 fosco 20-4 fosco 20-44.2	Verre 44,2-25-4 dépoli 22-4 dépoli 25-44.2 <i>Glass 44.2-25-4 frosted 22-4 frosted 25-44.2</i> Vidro 44.2-25-4 fosco 22-4 fosco 25-44.2	Verre 44,2-25-4 depoli 25-4 dépoli 25-44.2 <i>Glass 44.2-25-4 frosted 25-4 frosted 25-44.2</i> Vidro 44.2-25-4 fosco 25-4 fosco 25-44.2
	Panneau de 72 mm avec liège. Plaques en aluminium de 2 mm. <i>72mm panel with cork. 2mm aluminum plates.</i> Painel de 72mm com cortiça. Chapas de 2mm em alumínio.	Panneau de 82 mm avec liège. Plaques en aluminium de 2 mm. <i>82mm panel with cork. 2mm aluminum plates.</i> Painel de 82mm com cortiça. Chapas de 2mm em alumínio.	Panneau de 97 mm avec liège. Plaques en aluminium de 2 mm. <i>97mm panel with cork. 2mm aluminum plates.</i> Painel de 97mm com cortiça. Chapas de 2mm em alumínio.	Panneau de 120 mm avec liège. Plaques en aluminium de 2,5 mm. <i>120mm panel with cork. 2.5mm aluminum plates.</i> Painel de 120mm com cortiça. Chapas de 2,5mm em alumínio.
	0,81 w(m²k) ----- Composé de polystyrène et de liège <i>Composed of polystyrene and cork</i> <i>Composto por poliestireno e cortiça</i>	0,73 w(m²k) ----- Composé de polystyrène et de liège <i>Composed of polystyrene and cork</i> <i>Composto por poliestireno e cortiça</i>	0,63 w(m²k) ----- Composé de polystyrène et de liège <i>Composed of polystyrene and cork</i> <i>Composto por poliestireno e cortiça</i>	0,58 w(m²k) ----- Composé de polystyrène et de liège <i>Composed of polystyrene and cork</i> <i>Composto por poliestireno e cortiça</i>
	1200x2400	1300x2500	1300x2500	2000x3000
	Standard - PE16; PE17 Option - PE07; PE08; PE09; PE10; PE11; PE12; PE18; PE19; PE20	Standard - PE09; PE10; PE16; PE17 Option - PE07; PE08; PE09; PE10; PE11; PE12; PE18; PE19; PE20	Standard - PE09; PE10; PE16; PE17 Option - PE07; PE08; PE09; PE10; PE11; PE12; PE18; PE19; PE20	Standard - PE09; PE10; PE16; PE17 Option - PE07; PE08; PE09; PE10; PE11; PE12; PE18; PE19; PE20
	Standard - PE16; PE17 Option - PE07; PE08; PE09; PE10; PE11; PE12; PE18; PE19; PE20	Standard - PE09; PE10; PE16; PE17 Option - PE07; PE08; PE09; PE10; PE11; PE12; PE18; PE19; PE20	Standard - PE09; PE10; PE16; PE17 Option - PE07; PE08; PE09; PE10; PE11; PE12; PE18; PE19; PE20	Standard - PE09; PE10; PE16; PE17 Option - PE07; PE08; PE09; PE10; PE11; PE12; PE18; PE19; PE20



Catraia Norte, 17
3050-206 Luso
Mealhada - Portugal

www.technicdoor.com

info.technicdoor@gmail.com

00351 961 128 952 | 00351 234 748 012



TECHNICDOOR®
Luxury Doors